



BOX
BOSTON OPTIONS EXCHANGE

BOX Penny Pilot Report:
Penny Pilot Report 6



Table of Contents

Chapter 1- Overview and Summary

1.1	Purpose and Scope.....	3
1.2	Summary.....	5

Chapter 2- Quality of Markets

2.1	Best Bid/Ask Spread.....	7
2.2	Bid/Ask Size.....	8

Chapter 3- Capacity

	BOX Quotes to OPRA All Classes.....	9
--	-------------------------------------	---

Chapter 4- Trading Activity

	BOX Average Daily Volume in Penny Pilot Classes.....	10
--	--	----





Chapter 1- Summary

1.1 Purpose and Scope

Beginning on January 26, 2007, all six options exchanges, including BOX, commenced participation in the Penny Pilot Program which included the following thirteen (13) options: Ishares Russell 2000 (IWM); NASDAQ-100 Index Tracking Stock (QQQQ); SemiConductor Holders Trust (SMH); General Electric Company (GE); Advanced Micro Devices, Inc. (AMD); Microsoft Corporation (MSFT); Intel Corporation (INTC); Caterpillar, Inc. (CAT); Whole Foods Market, Inc. (WFMI); Texas Instruments, Inc. (TXN); Flextronics International Ltd. (FLEX); Sun Microsystems, Inc. (SUNW); and Agilent Technologies, Inc. (A).

On September 28, 2007, the Pilot was expanded to include the following additional twenty-two (22) classes: SPDRs (SPY); Apple, Inc. (AAPL); Altria Group Inc. (MO); Dendreon Corp. (DNDN); Amgen Inc. (AMGN); Yahoo! Inc. (YHOO); QUALCOMM Inc. (QCOM); General Motors Corporation (GM); Energy Select Sector (XLE); DIAMONDS Trust, Series 1 (DIA); Oil Services HOLDRs (OIH); NYSE Euronext, Inc. (NYX); Cisco Systems, Inc. (CSCO); Financial Select Sector SPDR (XLF); AT&T Inc. (T); Citigroup Inc. (C); Amazon.com Inc. (AMZN); Motorola Inc. (MOT); Research in Motion Ltd. (RIMM); Freeport-McMoRan Copper & Gold Inc. (FCX); ConocoPhillips (COP); and Bristol-Myers Squibb Co. (BMY).

On March 28, 2008, the Pilot was expanded to include the following additional twenty-eight (28) classes: Goldman Sachs Group Inc. (GS); Countrywide Financial Corp (CFC); Bank of America Corp (BAC); iShares MSCI Emerging Markets Index Fund (EEM); Merrill Lynch & Co Inc (MER); Companhia Vale do Rio Doce (RIO); EMC Corp (EMC); Exxon Mobil Corp (XOM); Wal-Mart Stores Inc (WMT); Home Depot Inc (HD);





Valero Energy Corp (VLO); Alcoa Inc (AA); Dell Inc (DELL); Sandisk Corp (SNDK) (related symbol CEU); Pfizer Inc (PFE); eBay Inc (EBAY); Halliburton Co Hldg Co (HAL); Lehman Brothers Hldgs Inc (LEH); JPMorgan Chase & Co (JPM); Washington Mutual Inc (WM); Ford Motor Company (F); Target Corporation (TGT); American International Group Inc (AIG); Newmont Mining Corp (NEM); Verizon Communications (VZ) (related symbol VRF); Mini NASDAQ-100 Index (MNX); Starbucks Corp (SBUX); and Bear Stearns Inc (BSC).

The minimum price variation for all classes included in the Penny Pilot Program, except for the QQQs, is \$0.01 for all quotations in option series that are quoted at less than \$3 per contract and \$0.05 for all quotations in option series that are quoted at \$3 per contract or greater. The QQQs are quoted in \$0.01 increments for all options series.

For purposes of this report, the duration of Period One spans from January 26, 2007- April 26, 2007. The duration of Period Two spans from May 1, 2007- September 27, 2007. The dates for the additional data periods are: Additional Period 1 (A1) spans from January 8, 2007- January 19, 2007 and Additional Period 2 (A2) spans from April 9, 2007- April 19, 2007. The duration of Period Three spans from September 28 2007- January 31, 2008. The duration of Period Four spans from February 1, 2008- July 31, 2008. The duration of Period Five spans from August 1, 2008- January 31, 2009. The duration of Period Six spans from February 1, 2009 – April 30, 2009.





1.2 Summary

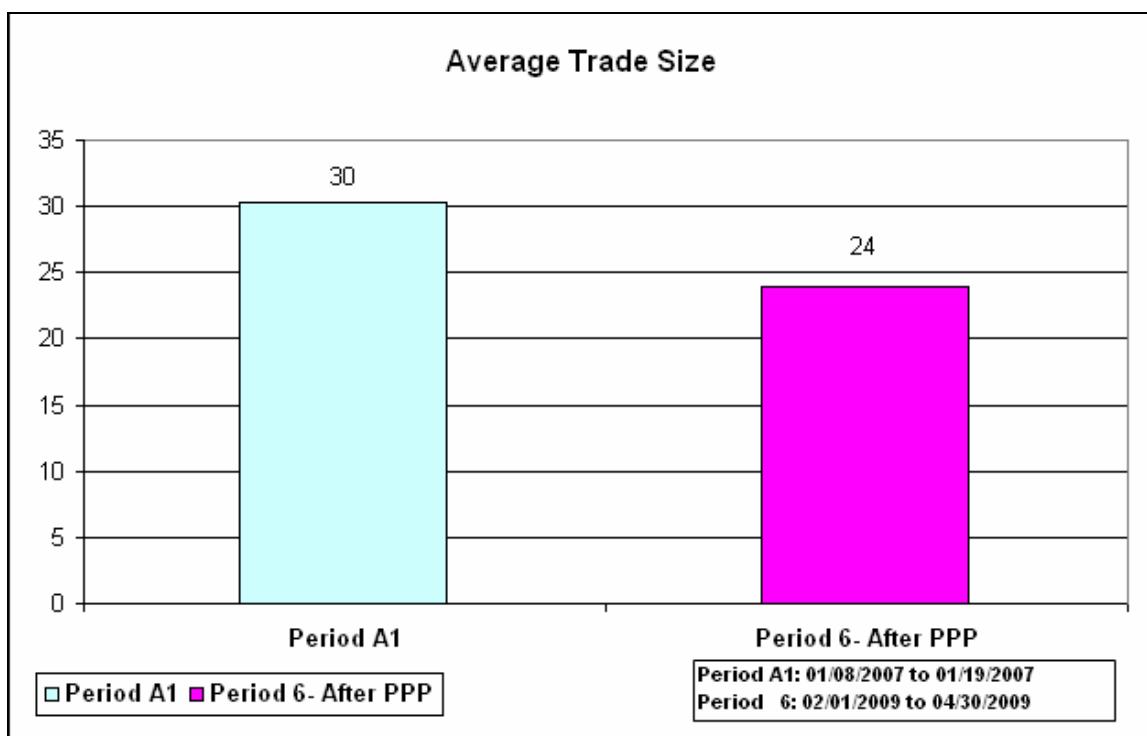
Market volatility, as measured by the VIX, declined significantly during Period 6 and BOXX observed a significant decrease in the Bid/Ask spread as compared to Period 5 (See 2.1 for details). The overall market quality for nearly all premium levels improved to similar levels seen in prior Periods 3 and 4.





Overall, the average trade size on BOX remained virtually the same for Period 6 as compared to Period 5, at 24 contracts in Period 6 versus 27 in Period 5.

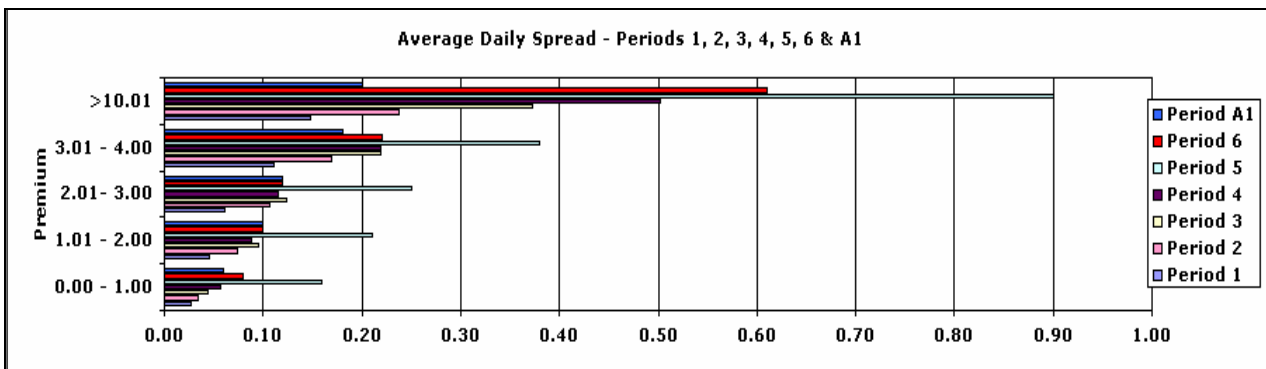
The average number of contracts at the top of the BOX Book on the Bid and the Ask remained nearly identical in Period 6 to that of Period 5. Despite the decline in volatility, liquidity at top of the Book did not improve. BOX believes that this can be directly attributed to the lingering effects of the “financial crisis” and reduced customer participation in the markets. Liquidity providers, while quoting more tightly in Period 6 versus Period 5, chose to control risk by maintaining quotes sizes similar to that of Period 5. The quantity at the top of the Book remained sufficient enough to satisfy the average trade size, as had been the case for all prior periods.



Chapter 2- Quality of Markets

2.1 Best Bid/Ask Spread

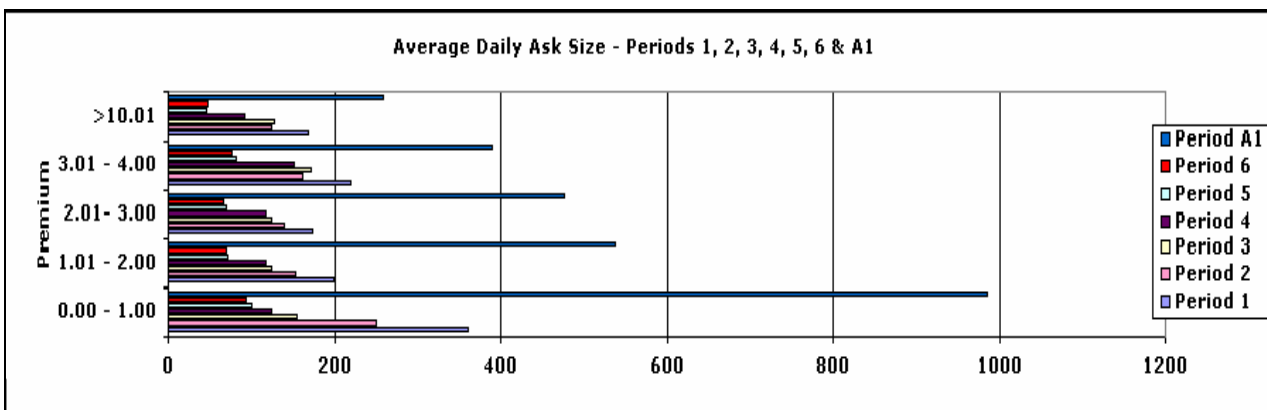
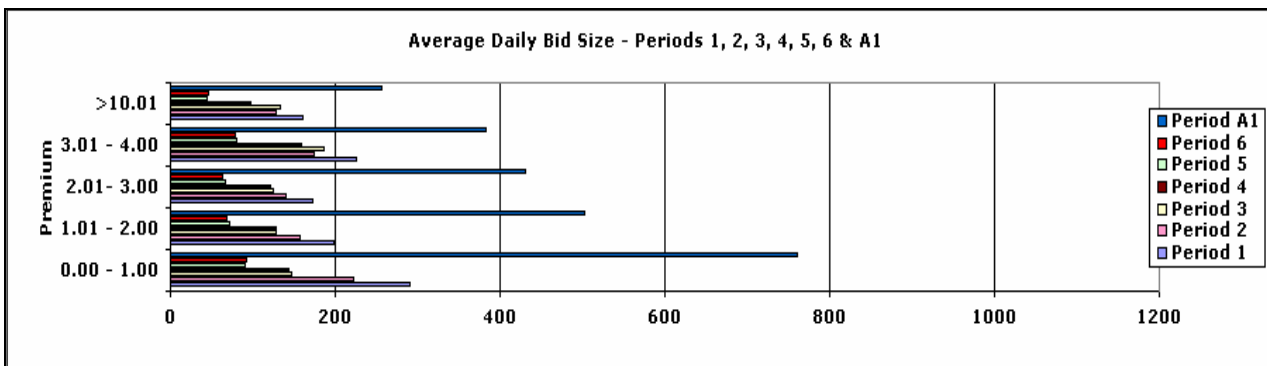
The average Bid/Ask spread narrowed considerably in Period 6 versus Period 5, likely due to the dramatic reduction in volatility in the overall markets. Decreases in the Bid/Ask spread are directly correlated to decreases in volatility. It is important to note that the Bid/Ask spread was narrower across nearly all premium levels and compared favorably to Periods 3 and 4. It is reasonable to assume that the ability to quote in pennies contributed to the narrowing of these spreads, as competition at all price levels increased as the volatility collapsed.





2.2 Bid/Ask Size

The Bid/Ask size for all premium levels during Period 6 remained at nearly identical levels to that of Period 5 despite the narrowing of spreads. BOX believes that liquidity providers continued to struggle with “hard to borrow” constraints and reduced customer participation and chose to control risk by maintaining quotes of similar quantity to that of Period 5.

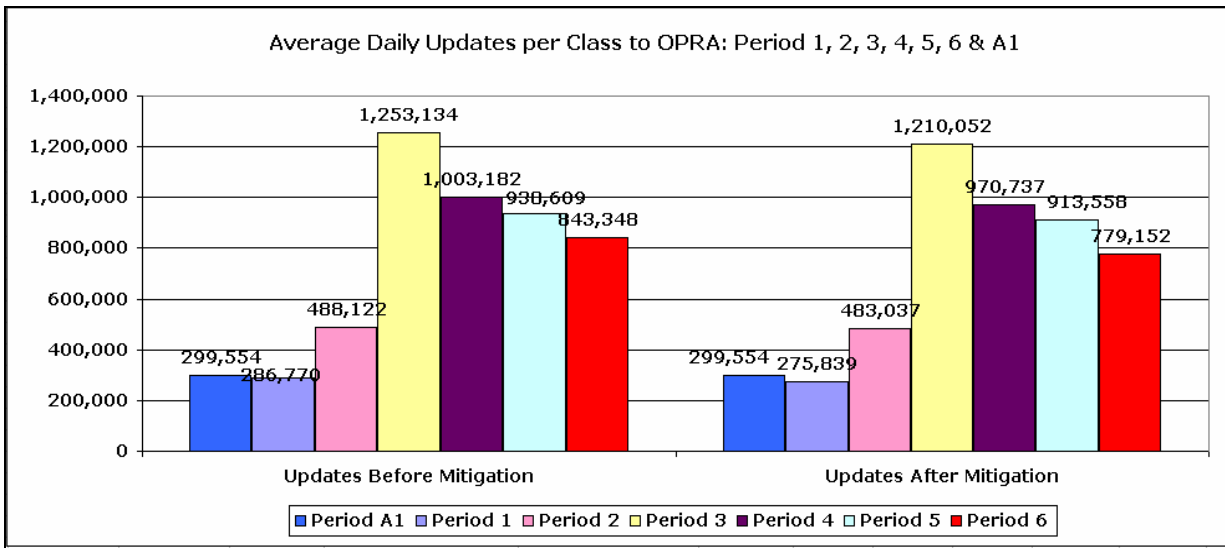




Chapter 3- Capacity

BOX Quotes to OPRA All Classes: Before and After Mitigation

Due to a minor technical change during Period 6, quote mitigation increased from approximately 2% in Period 5 to approximately 7% in Period 6. BOX anticipates that mitigation rates will return to their historical averages in future periods of approximately 2-3% of quotes sent to OPRA.





Chapter 4- Trading Activity

BOX Average Daily Volume

BOX volume increased during Period 6 from Period 5 as did overall OCC volume.

